

# PPM-50/51 PON Power Meter

- ◆ Specially designed for FTTx/PON (B/E/G) applications
- ◆ Easy operation: Connect fiber and get results
- ◆ Simultaneous Triple-play PON signals measurement: 1310/1490/1550nm (Voice/Data/Video)
- ◆ Pass-through test: Applicable anywhere on PON
- ◆ Burst mode 1310nm upstream signal detection
- ◆ User-defined thresholds on PPM-50 unit
- ◆ Pass/Warning/Fail assessment on PPM-50 unit
- ◆ Cable/Fiber ID editing
- ◆ CSV file format
- ◆ Color TFT, readable under sunlight
- ◆ Compact design

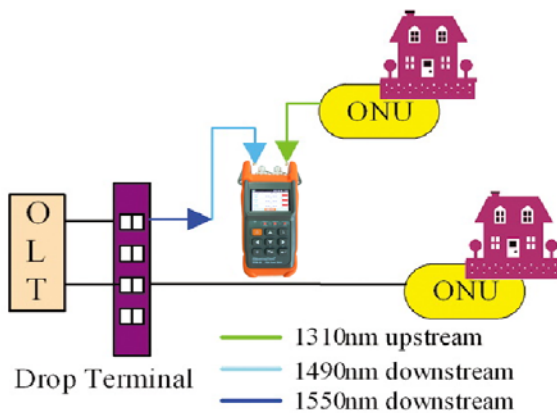


PPM-50 PON Power Meter can perform in-service testing of all PON signals (1310/1490/1550nm) on any spot of the network featuring pass-through design, burst mode and Pass/Warning/Fail assessment function, which can greatly help you evaluate PON signals transmission quality.

## Pass-through Simultaneous Measurement & Display of All PON Signals

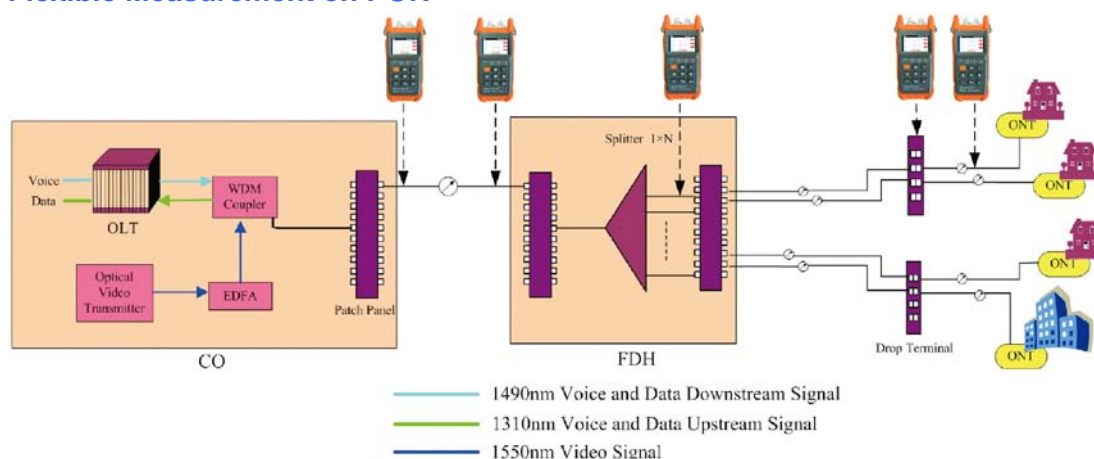
PPM-50 works as a pass-through device, which can be connected anywhere between OLT and ONU. A small percentage of optical signals are extracted for use by PPM-50 detectors. This approach enables all wavelengths to be used simultaneously and introduces no interruption to network services.

- Pass-through connection and simultaneous measurement of all PON signals
- Filtered detectors for individual signal measurement at each wavelength
- Upstream signal burst mode detection at 1310nm



2011-09-15 17:41	
OLT_name_XXXXXX	ONT_name_XXXXXX
1310nm ONU	-20.00 dBm <b>FAIL</b>
1490nm OLT	-13.00 dBm <b>WRNG</b>
1550nm VIDEO	-8.00 dBm <b>PASS</b>
<span>&lt; Reference</span> <span>Meas&amp;Save</span> <span>Save Option &gt;</span>	

## Flexible Measurement on PON

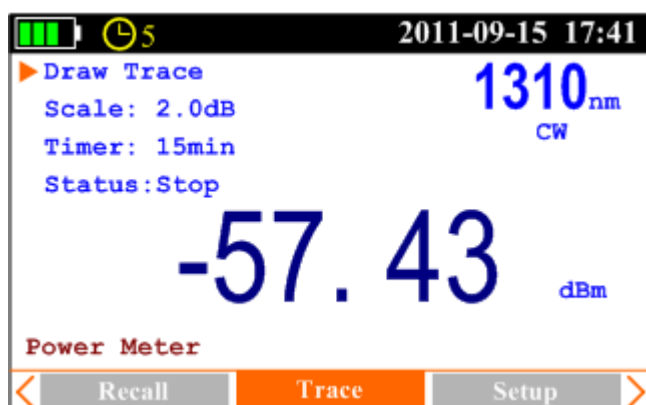


## User-defined Threshold Sets

PPM-50 enables threshold setting—each set consists of three wavelengths (1310, 1490 and 1550nm) with their own Pass, Warning and Fail thresholds. These values can be configured for easy assessment of fibers, components and test points on network.

## Optical Power Meter Function

PPM-51 enables more than seven wavelengths calibration. Compatible with the digital encryption protocols of SLS-50, OPM-50 can automatically identify the wavelength of the optical signals transmitted from SLS-50 and switch to the corresponding test mode, which greatly reduces the workload at both ends and avoids potential error. It can receive the power parameters of digital-encrypted signal transmitted from SLS-50 as reference for precise link loss measurement even the two units are far apart.



## Specifications

Model	PPM-50			PPM-51	
<b>PON Power Meter</b>					
Calibrated Wavelength	1310	1490	1550	1490	1550
Measurement Range (dBm)	-40 ~ +10 <sup>(1)</sup>	-40 ~ +12	-40 ~ +20	-40 ~ +12	-40 ~ +20
Spectral Passband (nm)	1310±50	1490±15	1550±10	1490±15	1550±10

Power Uncertainty (dB)	≤ 0.5dB	
Accuracy (dB)	0.01dB	
Insertion Loss (dB)	≤ 1.5dB	
Data Storage	>2000 records	PPM/OPM all >2000 records
<b>OPM Function (only with PPM-51)</b>		
<b>Model</b>	<b>PPM-51A</b>	<b>PPM-51B</b>
Calibrated Wavelength <sup>(2)</sup>	850,1300,1310,1490,1550,1625,1650nm	
Power Range (dBm) <sup>(3)</sup>	-70 ~ +10	-50 +27
Detector Type	InGaAs	
Accuracy	±0.25dB @ 25°C& -10dBm (±0.5dB@850nm)	
Resolution (dB)	0.01	
MOD Identification	270, 1K, 2K Hz	
Auto Wavelength Identification	Yes (With SLS-50)	
Display	TFT	
Connector	FC/PC (Interchangeable SC, ST)	
Data Storage	>2000 records	
Data Interface	USB	
Power Supply	Rechargeable lithium battery (1050mAh) / AC adapter	
Battery Life	≥6 hours	
Operating Temperature	-10°C to 50°C	
Storage Temperature	-20°C to 70°C	
Relative Humidity	0 to 95% (non-condensing)	
Weight	345g	

\* Specifications subject to change without notice

**Note:** (1) Burst mode measurement range at 1310 nm: -30 ~ +10dBm  
(2) Other wavelengths are open for customization;  
(3) For Model A at 850nm, the lower limit of measurement range is -60 dBm (Model A) / -40dBm (Model B);

## Ordering Information

Standard package includes:

Instrument, Lithium battery, Rubber boot, Data transfer cable (USB), PC Software CD, AC adapter, Toolkit for soft bag, Warranty card, CE certificate, Certificate of calibration, User manual.

